

# CLASSICHE

---

# CLASSIC

Discrete, razionali, silenziose.

Le cappe classiche eliminano l'impatto estetico della cappa sulla cucina e si integrano perfettamente nei suoi pensili.

L'essenziale è invisibile agli occhi.

Discreet, rational, silent.

Classic hoods reduce the aesthetic impact of the hood in the kitchen and integrate perfectly with the cupboards.

An essential tool that's invisible to the eye.

Flexa	157 - 158
Flexa Vitro	159
Inca Plus	168
Inca Smart	171
Inca Smart C/HC	169
Inca Smart HCS	170
Intra	151
Omnia	155
Scrigno	152
Stilnovo Plus	150
TCH04-741	161
106/35 Plus	153
124-2124	167
152-2152	166
726-2726	160
741-2740	163
741-2740 Base	164
741-2740 Plus	162
2108/45	154
2156	165






pensile simulato e non fornito ►  
the board is simulated and not provided

## STILNOVO PLUS

### ACCESSORI | ACCESSORIES


- Cartuccia carbone attivo cod. 112.0157.243 • Charcoal filter cod. 112.0157.243
- Kit camino superiore X cod. 112.0158.129 • Upper chimney kit X cod. 112.0158.129
- Kit camino superiore X cod. 112.0181.123 • Upper chimney kit X cod. 112.0181.123
- Cartuccia carbone attivo Long Lasting cod. 112.0185.276
- Charcoal filter Long Lasting cod. 112.0185.276

 <b>Acciaio inox</b> Stainless steel	<b>speed</b>	1	2	3	INT
 <b>Elettronici</b> Electronic	<b>m<sup>3</sup>/h</b>	280	420	650	680
 <b>Faretti alogeni 2x20 W</b> Spotlights 2x20 W	<b>PA</b>	360	450	480	500
 <b>Autoportanti lavabili in lavastoviglie</b> Cassettes dishwasher safe	<b>W</b>	135	170	215	250
 <b>150/120 mm.</b>	<b>dB(A)</b>	46	50	62	66
 <b>560/860/1160 mm.*</b>					

- STILNOVO PLUS X A60 cod. 110.0157.132
- STILNOVO PLUS X A90 cod. 110.0157.133
- STILNOVO PLUS X A120 cod. 110.0157.134



**INSTALLARE AD UNA DISTANZA MINIMA DAL PIANO COTTURA DI 53 CM/**  
TO BE INSTALLED AT A MINIMUM DISTANCE FROM THE HOB OF 53 CM



pensile simulato e non fornito ►  
the board is simulated and not provided

#### ACCESSORI | ACCESSORIES

• Cartuccia carbone attivo cod. 112.0067.944 • Charcoal filter cod. 112.0067.944

## INTRA

	<b>Grigio chiaro</b> Light gray		1	2	3
	<b>Elettromeccanici</b> Electromechanical		235	340	410
	<b>Lampade incandescenza 2x40 W</b> Incandescent lamps 2x40 W		190	205	220
	<b>Autoportanti lavabili in lavastoviglie</b> Cassettes dishwasher safe		70	100	145
	120 mm.		52	61	67
	560/860 mm.*				

- INTRA GR A60 cod. 110.0157.135
- INTRA GR A90 cod. 110.0157.136



## SCRIGNO

### ACCESSORI | ACCESSORIES

- **Cartuccia carbone attivo** cod. 112.0157.240 • Charcoal filter cod. 112.0157.240
- **Cartuccia carbone attivo High Performance** cod. 112.0158.127
- Charcoal filter High Performance cod. 112.0158.127
- **Cartuccia carbone attivo Long Lasting** cod. 112.0185.278
- Charcoal filter Long Lasting cod. 112.0185.278



**Acciaio inox**  
Stainless steel



**Elettromeccanici**  
Electromechanical



**Faretti Alogeni 2x20 W**  
Spotlights 2x20 W



**Autoportanti lavabili in lavastoviglie**  
Cassettes dishwasher safe



150/120 mm.



560/860 mm.\*

speed	1	2	3
m <sup>3</sup> /h	240	375	620
PA	360	450	500
W	135	170	250
dB(A)	42	54	66

- SCRIGNO EG8 X A56 cod. 110.0157.129
- SCRIGNO EG8 X A86 cod. 110.0157.130



**INSTALLARE AD UNA DISTANZA MINIMA DAL PIANO COTTURA DI 50 CM /**  
TO BE INSTALLED AT A MINIMUM DISTANCE FROM THE HOB OF 50 CM





## 106/35 PLUS

### ACCESSORI | ACCESSORIES

- **Cartuccia carbone attivo** cod. 112.0157.240 • Charcoal filter cod. 112.0157.240
- **Cartuccia carbone attivo High Performance** cod. 112.0158.127
- Charcoal filter High Performance cod. 112.0158.127
- **Cartuccia carbone attivo Long Lasting** cod. 112.0185.278
- Charcoal filter Long Lasting cod. 112.0185.278



**Grigio chiaro**  
Light grey



**Elettromeccanici**  
Electromechanical



**Faretto alogeni 2x20 W**  
Spotlights 2x20 W



**Autoportanti lavabili in lavastoviglie**  
Cassettes dishwasher safe



150/120 mm.



560/860 mm.\*

speed	1	2	3
m <sup>3</sup> /h	250	360	450
PA	150	200	210
W	70	100	145
dB(A)	53	59	66

- 106/35 PLUS LG A56 cod. 110.0157.127
- 106/35 PLUS LG A86 cod. 110.0157.128















**INSTALLARE AD UNA DISTANZA MINIMA DAL PIANO COTTURA DI 53 CM /**  
TO BE INSTALLED AT A MINIMUM DISTANCE FROM THE HOB OF 53 CM



# 2108/45

## ACCESSORI | ACCESSORIES

- Cartuccia carbone attivo (occorrono 2 pz) cod. 112.0157.238
- Charcoal filter (order 2 pieces) cod. 112.0157.238

	<b>Grigio chiaro</b> Light grey		1	2	3
	<b>Elettromeccanici</b> Electromechanical		265	320	540
	<b>Lampade Incandescenza</b> Incandescent lamps 2x40 W		180	240	400
	<b>Metallico modulare</b> Modular metal		65	90	240
	120 mm.		55	60	71
	600/900 mm.*				
	2				













- 2108/45 LG A60 cod. 110.0157.125
- 2108/45 LG A90 cod. 110.0157.126



ACCESSORI | ACCESSORIES

• Cartuccia carbone attivo cod. 112.0157.241 • Charcoal filter cod. 112.0157.241

# OMNIA

	<b>Grigio / Frontale acciaio</b> Grey / Stainless steel handle		1	2	3	4
	<b>Elettromeccanici</b> Electromechanical		220	320	410	480
	<b>Lampade a basso consumo 2x9 W</b> Low energy lights 2x9 W		130	260	280	300
	<b>Autoportanti lavabili in lavastoviglie</b> Cassettes dishwasher safe		110	170	220	280
	120 mm.		48	56	62	65
	600/900 mm.*					
	2					

- OMNIA GR/X A60 cod. 110.0157.121
- OMNIA GR/X A90 cod. 110.0157.122





## MODELLI AGGIUNTIVI PER MERCATI ESTERI ADDITIONAL MODELS FOR EXPORT MARKETS

### ACCESSORI | ACCESSORIES

- Cartuccia carbone attivo cod. 112.0157.240 • Charcoal filter cod. 112.0157.240
- Cartuccia carbone attivo High Performance cod. 112.0158.127
- Charcoal filter High Performance cod. 112.0158.127
- Cartuccia carbone attivo Long Lasting cod. 112.0185.278 • Charcoal filter Long Lasting cod. 112.0185.278

## MAXIMA

 <b>Alluminio metallizzato</b> Metal aluminium		1	2	3
 <b>Elettromeccanici</b> Electromechanical		270	430	680
 <b>Faretti Alogeni 2x20 W</b> Spotlights 2x20 W		360	450	500
 <b>Autoportanti lavabili in lavastoviglie</b> Cassettes dishwasher safe		135	170	250
 <b>120 mm.</b>		47	55	66
 <b>600/900 mm.*</b>				

- MAXIMA EG8 AM/X A60
- MAXIMA EG8 AM/X A90





## FLEXA

### ACCESSORI | ACCESSORIES

- Cartuccia carbone attivo cod. 112.0157.242 • Charcoal filter cod. 112.0157.242
- Confezione filtro sintetico cod. 112.0157.289 • Synthetic filter kit cod. 112.0157.289



**Bianco - Nero**  
White - Black



**Elettromeccanici**  
Electromechanical



**Lampade Incandescenza 2x40 W**  
Incandescent lamps 2x40 W



**Sintetici**  
Synthetic



120 mm.



600 mm.\*



1



speed 1 2



160 210



200 210



65 80



52 56

- FLEXA W A60 cod. 110.0157.123
- FLEXA BK A60 cod. 110.0157.124






















## MODELLI AGGIUNTIVI PER MERCATI ESTERI ADDITIONAL MODELS FOR EXPORT MARKETS

### ACCESSORI | ACCESSORIES

- Cartuccia carbone attivo cod. 112.0157.242
- Charcoal filter cod. 112.0157.242

## FLEXA

 <b>Grigio/maniglia inox - Bianco</b> Grey/stainless steel handle - White	1	2	3		1	2	3	 <b>Grigio/maniglia inox - Bianco</b> Grey/stainless steel handle - White
 <b>Elettromeccanici</b> Electromechanical	160	220	280		210	260	350	 <b>Elettromeccanici</b> Electromechanical
 <b>Lampade Incandescenza 1x40 W</b> Incandescent lamps 1x40 W	170	200	220		190	210	220	 <b>Lampade Incandescenza 2x40 W</b> Incandescent lamps 2x40 W
 <b>Autoportanti lavabili in lavastoviglie</b> Cassettes dishwasher safe	55	90	135		50	60	130	 <b>Autoportanti lavabili in lavastoviglie</b> Cassettes dishwasher safe
 120 mm.	49	57	63		57	64	69	 120 mm.
 500/600 mm.*								 500/600 mm.*
 1								 2

- FLEXA GR/X A50
- FLEXA GR/X A60
- FLEXA W A50
- FLEXA W A60

- FLEXA HIP GR/X A50
- FLEXA HIP GR/X A60
- FLEXA HIP W A50
- FLEXA HIP W A60















## MODELLI AGGIUNTIVI PER MERCATI ESTERI ADDITIONAL MODELS FOR EXPORT MARKETS

### ACCESSORI | ACCESSORIES

- Cartuccia carbone attivo cod. 112.0157.242
- Charcoal filter cod. 112.0157.242

## FLEXA VITRO

	<b>Bianco/maniglia inox - Bianco</b> White/stainless steel handle
	<b>Elettromeccanici</b> Electromechanical
	<b>Lampade Incandescenza 1x40 W</b> Incandescent lamps 1x40 W
	<b>Sintetici</b> Synthetic
	120 mm.
	600 mm.*
	1

	1	2	3
	160	220	280
	170	200	220
	55	90	135
	49	57	63







- FLEXA VITRO W/X A60
- FLEXA VITRO W A60














### ACCESSORI | ACCESSORIES

- Cartuccia carbone attivo (occorrono 2 pezzi per 2726, 1 pezzo per 726) cod. 112.0157.238
- Charcoal filter (order 2 pieces for 2726, 1 piece for 726) cod. 112.0157.238
- Conf. filtro Sintetico (solo 726) cod. 112.0157289 • Synthetic filter kit (726 only) cod. 112.0157.289

## 726 - 2726

	<b>Acciaio inox</b> Stainless steel
	<b>Elettromeccanici</b> Electromechanical
	<b>Lampade Incandescenza 1x40 W</b> Incandescent lamps 1x40 W
	<b>Sintetici</b> Synthetic
	120 mm.
	600/900 mm.*
	1

1	2	3	speed	1	2	3
110	130	200		180	240	350
150	190	250		120	220	270
40	60	125		90	135	250
51	56	61		53	61	68

	<b>Acciaio inox</b> Stainless steel
	<b>Elettromeccanici</b> Electromechanical
	<b>Lampade Incandescenza 2x40 W</b> Incandescent lamps 2x40 W
	<b>Metallico modulare</b> Modular metal
	120 mm.
	600/900 mm.*
	2

- 726 X A60 cod. 110.0157.142
- 726 X A90 cod. 110.0157.144

- 2726 X A60 cod. 110.0157.137
- 2726 X A90 cod. 110.0157.138















TCH04-741 inox  
TCH04-741 stainless steel



ACCESSORI | ACCESSORIES

- Cartuccia carbone attivo cod. 112.0157.238 • Charcoal filter cod. 112.0157.238
- Conf. filtro sint. cod. 112.0157.289 • Synthetic filter kit cod. 112.0157.289

# TCH04 - 741

	<b>Bianco - Nero - Scocca nera modanatura acciaio</b> White - Black - Black body stainless steel strip		1	2	3
	<b>Elettromeccanici</b> Electromechanical		120	145	160
	<b>Lampade Incandescenza 1x40 W</b> Incandescent lamps 1x40 W		70	90	100
	<b>Sintetici</b> Synthetic		40	50	70
	120 mm.		49	54	58
	600/800/900 mm.*				
	1				

- TCH04 WH16A 741 cod. 110.0156.674
- TCH04 WH19A 741 cod. 110.0156.675
- TCH04 BK16A 741 cod. 110.0156.681
- TCH04 BK19A 741 cod. 110.0156.679
- TCH04 SS16A 741 cod. 110.0156.678
- TCH04 SS18A 741 cod. 110.0156.682
- TCH04 SS19A 741 cod. 110.0156.684

\*Disegno dimensionale a pagina 207/\*Technical drawing on page 207







## MODELLI AGGIUNTIVI PER MERCATI ESTERI ADDITIONAL MODELS FOR EXPORT MARKETS


### ACCESSORI | ACCESSORIES


- Cartuccia carbone attivo (occorrono 2 pezzi per 2740 Plus, 1 pezzo per 741) cod. 112.0157.238
- Charcoal filter (order 2 pieces for 2740 Plus, 1 piece for 741) cod. 112.0157.238


## 741-2740 PLUS


 **Acciaio inox - Bianco - Nero**  
Stainless steel - White - Black

 **Elettromeccanici**  
Electromechanical





 **Lampade Incandescenza 1x40 W**  
Incandescent lamps 1x40 W

 **Autoportanti lavabili in lavastoviglie**  
Cassettes dishwasher safe

 100/120 mm.

 500/600/700/800/900 mm.\*

 1

1	2	3	speed	1	2	3
175	210	240	 m <sup>3</sup> /h	240	340	400
145	160	165	 dBA	200	260	300
60	80	100	 W	130	180	280
61	66	69	 dB(A)	56	67	69

**Acciaio inox - Bianco - Nero**  
Stainless steel - White - Black

**Elettromeccanici**  
Electromechanical

**Lampade Incandescenza 2x40 W**  
Incandescent lamps 2x40 W

**Autoportanti lavabili in lavastoviglie**  
Cassettes dishwasher safe

100/120 mm.

500/600/700/800/900 mm.\*

 2

- 741 PB X A50
- 741 PB X A60
- 741 PB X A70
- 741 PB X A80
- 741 PB X A90
- 741 PB W A50
- 741 PB W A60
- 741 PB W A70
- 741 PB W A80
- 741 PB W A90
- 741 PB BK A50
- 741 PB BK A60
- 741 PB BK A70
- 741 PB BK A80
- 741 PB BK A90

- 2740 PB BK A50
- 2740 PB BK A60
- 2740 PB BK A70
- 2740 PB BK A80
- 2740 PB BK A90
- 2740 PB W A50
- 2740 PB W A60
- 2740 PB W A70
- 2740 PB W A80
- 2740 PB W A90
- 2740 PB X A50
- 2740 PB X A60
- 2740 PB X A70
- 2740 PB X A80
- 2740 PB X A90





## MODELLI AGGIUNTIVI PER MERCATI ESTERI ADDITIONAL MODELS FOR EXPORT MARKETS


### ACCESSORI | ACCESSORIES

- Cartuccia carbone attivo (occorrono 2 pezzi per 2740, 1 pezzo per 741) cod. 112.0157.238
- Charcoal filter (order 2 pieces for 2740, 1 piece for 741) cod. 112.0157.238
- Conf. filtro Sintetico (solo 741) cod. 112.0157289 • Synthetic filter kit (741 only) cod. 112.0157.289

## 741-2740


 **Acciaio inox - Bianco - Nero**  
Stainless steel - White - Black

 **Elettromeccanici**  
Electromechanical






 **Lampade Incandescenza 1x40 W**  
Incandescent lamps 1x40 W

 **Sintetici**  
Synthetic

 100/120 mm.

 500/600/700/800/900 mm.\*

 1

	1	2	3		1	2	3
	105	150	200		200	290	350
	60	110	130		160	230	300
	35	55	85		90	135	250
	47	57	64		55	61	66

**Acciaio inox - Bianco - Nero**  
Stainless steel - White - Black

**Elettromeccanici**  
Electromechanical

**Lampade Incandescenza 2x40 W**  
Incandescent lamps 2x40 W

**Metallici**  
Metal

100/120 mm.

500/600/700/800/900 mm.\*

2

- 741 X A50
- 741 X A60
- 741 X A70
- 741 X A80
- 741 X A90
- 741 W A50
- 741 W A60
- 741 W A70
- 741 W A80
- 741 W A90
- 741 BK A50
- 741 BK A60
- 741 BK A70
- 741 BK A80
- 741 BK A90

- 2740 BK A50
- 2740 BK A60
- 2740 BK A70
- 2740 BK A80
- 2740 BK A90
- 2740 W A50
- 2740 W A60
- 2740 W A70
- 2740 W A80
- 2740 W A90
- 2740 X A50
- 2740 X A60
- 2740 X A70
- 2740 X A80
- 2740 X A90



## MODELLI AGGIUNTIVI PER MERCATI ESTERI ADDITIONAL MODELS FOR EXPORT MARKETS

### ACCESSORI | ACCESSORIES

- Cartuccia carbone attivo (occorrono 2 pezzi per 2740 Base, 1 pezzo per 741) cod. 112.0157.238
- Charcoal filter (order 2 pieces for 2740 Base, 1 piece for 741) cod. 112.0157.238
- Conf. filtro Sintetico (solo 741) cod. 112.0157289 • Synthetic filter kit (741 only) cod. 112.0157.289

## 741-2740 BASE

	1	2	3	speed	1	2	3	
<b>Acciaio inox - Bianco - Nero</b> Stainless steel - White - Black								<b>Acciaio inox - Bianco - Nero</b> Stainless steel - White - Black
<b>Elettromeccanici</b> Electromechanical								<b>Elettromeccanici</b> Electromechanical
<b>Lampade Incandescenza 1x40 W</b> Incandescent lamps 1x40 W	70	90	100		120	190	230	<b>Lampade Incandescenza 2x40 W</b> Incandescent lamps 2x40 W
<b>Sintetici</b> Synthetic	40	50	70		105	135	190	<b>Metallici</b> Metal
100/120 mm.	49	54	58		55	60	64	100/120 mm.
500/600/700/800/900 mm.*								500/600/700/800/900 mm.*
1								2

- 741 BASE X A50
- 741 BASE X A60
- 741 BASE X A70
- 741 BASE X A80
- 741 BASE X A90

- 741 BASE W A50
- 741 BASE W A60
- 741 BASE W A70
- 741 BASE W A80
- 741 BASE W A90

- 741 BASE BK A50
- 741 BASE BK A60
- 741 BASE BK A70
- 741 BASE BK A80
- 741 BASE BK A90

- 2740 BASE BK A50
- 2740 BASE BK A60
- 2740 BASE BK A70
- 2740 BASE BK A80
- 2740 BASE BK A90

- 2740 BASE W A50
- 2740 BASE W A60
- 2740 BASE W A70
- 2740 BASE W A80
- 2740 BASE W A90

- 2740 BASE X A50
- 2740 BASE X A60
- 2740 BASE X A70
- 2740 BASE X A80
- 2740 BASE X A90




# 2156

## ACCESSORI | ACCESSORIES

- Cartuccia carbone attivo (occorrono 2 pezzi) • Charcoal filter (order 2 pieces) cod. 112.0157.238
- Kit frontale cristallo BK 2156 da 600 mm • Glass front kit BK 2156 - 600 mm cod. 112.0157.277
- Kit frontale cristallo BK 2156 da 900 mm • Glass front kit BK 2156 - 900 mm cod. 112.0157.278
- Filtro metallico versione 600 mm • Metal filter 600 mm version cod. 112.0157.248
- Filtro metallico versione 900 mm • Metal filter 900 mm version cod. 112.0157.249

 Grigio chiaro / Grigio chiaro - Griglia acciaio  
Light grey / Light grey - Stainless steel grid

 Elettromeccanici  
Electromechanical

 Lampade Incandescenza 2x40 W  
Incandescent lamps 2x40 W

 Metallico  
Metal

 120 mm.

 600/900 mm.\*

 2

speed	1	2	3
m <sup>3</sup> /h	240	285	310
PA	170	185	200
W	100	120	150
dB(A)	62	67	70

- 2156 LG A60 cod. 110.0157.086
- 2156 LG A90 cod. 110.0157.087
- 2156 LG/X A60 cod. 110.0157.106
- 2156 LG/X A90 cod. 110.0157.107





### ACCESSORI | ACCESSORIES


## 152-2152


- **Cartuccia carbone Attivo (occorre 1 pz per cappe a 1 motore - 2 pz per cappe a 2 motori)**
- Charcoal filter (order: 1 piece for 1 motor hoods - 2 pieces for 2 motor hoods) cod. 112.0157.238
- **Kit Frontale cristallo cappe 600 mm / cappe 900 mm**
- Glass front kit hoods 600 mm cod. 112.0157.277 hoods 900 mm cod. 112.0157.278
- **Filtro metallico cappe 600 mm (solo 152 LG) • Metal grease filter 600 mm (152 LG only) cod. 112.0157.248**
- **Filtro metallico cappe 900 mm (solo 152 LG) • Metal grease filter 900 mm (152 LG only) cod. 112.0157.249**
- **Conf. Filtro Sintetico (solo 152 LG) • Synthetic filter kit (152 LG only) cod. 112.0157.289**


 **Grigio chiaro / Grigio chiaro - Griglia acciaio**  
Light grey / Light grey - Stainless steel grid

 **Elettromeccanici**  
Electromechanical

 **Lampade Incandescenza 1x40 W**  
Incandescent lamps 1x40 W

 **Sintetico - Metallico finitura LG/X**  
Synthetic - Metal finish LG/X

 **120 mm.**

 **600/900 mm.\***

 **1**

1

2

3

speed

1

2

3

m<sup>3</sup>/h

145

140

160

190

225

235

PA

110

135

145

110

135

145

W

40

50

70

80

100

140

dB(A)

53


58


60


57

61

63


 **Grigio chiaro / Grigio chiaro - Griglia acciaio**  
Light grey / Light grey - Stainless steel grid

 **Elettromeccanici**  
Electromechanical

 **Lampade Incandescenza 2x40 W**  
Incandescent lamps 2x40 W

 **Metallico**  
Metal

 **120 mm.**

 **600/900 mm.\***

 **2**

- 152 LG A60 cod. 110.0157.088
- 152 LG A90 cod. 110.0157.098
- 152 LG/X A60 cod. 110.0157.101
- 152 LG/X A90 cod. 110.0157.102

- 2152 LG A60 cod. 110.0157.099
- 2152 LG A90 cod. 110.0157.100
- 2152 LG/X A60 cod. 110.0157.103
- 2152 LG/X A90 cod. 110.0157.105










ACCESSORI | ACCESSORIES

- Cartuccia carbone attivo (occorre 1 pezzo per 124, 2 pezzi per 2124) cod. 112.0157.238
- Charcoal filter (order 1 piece for 124, 2 pieces for 2124) cod. 112.0157.238

# 124-2124

-  **Grigio chiaro / Griglia acciaio**  
Light grey / Stainless steel grid
-  **Elettromeccanici**  
Electromechanical
-  **Lampade Incandescenza 1x40 W**  
Incandescent lamps 1x40 W
-  **Sintetici**  
Synthetic
-  **120 mm.**
-  **600/900 mm.\***
-  **1**

1	2	3	speed	1	2	3
115	140	160	m <sup>3</sup> /h	190	225	235
110	135	145	PA	110	135	145
40	50	70	W	80	100	140
53	58	60	dB(A)	57	61	63

-  **Grigio chiaro / Griglia acciaio**  
Light grey / Stainless steel grid
-  **Elettromeccanici**  
Electromechanical
-  **Lampade Incandescenza 2x40 W**  
Incandescent lamps 2x40 W
-  **Metallico modulare**  
Modular metal
-  **120 mm.**
-  **600/900 mm.\***
-  **2**

- 124 LG/X A60 cod. 110.0157.108
- 124 LG/X A90 cod. 110.0157.109

- 2124 LG/X A60 cod. 110.0157.110
- 2124 LG/X A90 cod. 110.0157.111





#### ACCESSORI | ACCESSORIES

• Cartuccia carbone attivo cod. 112.0157.242 • Charcoal filter cod. 112.0157.242

## INCA PLUS

 <b>Acciaio inox</b> Stainless steel	 speed	1	2	3
 <b>Elettromeccanici</b> Electromechanical	 m <sup>3</sup> /h	260	380	580
 <b>Lampade Incandescenza 2x40 W</b> Incandescent lamps 2x40 W	 PA	240	280	320
 <b>Autoportanti lavabili in lavastoviglie</b> Cassettes dishwasher safe	 W	60	80	205
 150/120 mm.	 dB(A)	52	59	69
 520/700 mm.*				

- INCA PLUS HIP X A52 cod. 110.0157.119
- INCA PLUS HIP X A70 cod. 110.0157.120



Inca Smart C





ACCESSORI | ACCESSORIES


• Cartuccia carbone attivo cod. 112.0157.242 • Charcoal filter cod. 112.0157.242

# INCA SMART C - HC


 **Grigio**  
Grey

 **Elettromeccanici**  
Electromechanical


 **Lampade Incandescenza 2x40 W**  
Incandescent lamps 2x40 W


 **Autoportanti lavabili in lavastoviglie**  
Cassettes dishwasher safe


 120 mm.


 520/700 mm.\*

1	2	3	speed	1	2	3
170	230	290	m <sup>3</sup> /h	210	280	390
160	210	240	PA	220	250	300
60	90	135	W	50	65	130
51	57	65	dB(A)	57	62	70


 **Acciaio inox**  
Stainless steel

 **Elettromeccanici**  
Electromechanical

 **Lampade Incandescenza 2x40 W**  
Incandescent lamps 2x40 W

 **Autoportanti lavabili in lavastoviglie**  
Cassettes dishwasher safe

 120 mm.

 520/700 mm.\*

- INCA SMART C GR A52 cod. 110.0157.113
- INCA SMART C GR A70 cod. 110.0157.114

- INCA SMART HC X A52 cod. 110.0157.117
- INCA SMART HC X A70 cod. 110.0157.118

**INCA SMART C VERNICIATA GRIGIO**  
INCA SMART C GREY PAINTED

**INCA SMART HC HA TELAIO IN ACCIAIO INOX**  
INCA SMART HC WITH STAINLESS STEEL FRAME














## MODELLI AGGIUNTIVI PER MERCATI ESTERI ADDITIONAL MODELS FOR EXPORT MARKETS

### ACCESSORI | ACCESSORIES

• Cartuccia carbone attivo cod. 112.0157.242 • Charcoal filter cod. 112.0157.242

# INCA SMART HCS

	<b>Acciaio inox</b> Stainless steel		<b>MIN</b>	<b>MAX</b>
	<b>Elettromeccanici</b> Electromechanical		210	390
	<b>Faretti alogeni 2x20 W</b> Spotlights 2x20 W		220	300
	<b>Autoportanti lavabili in lavastoviglie</b> Cassettes dishwasher safe		50	130
	120 mm.		57	70
	520/700 mm.*			

- INCA SMART HCS X A52
- INCA SMART HCS X A70



## INCA SMART

### ACCESSORI | ACCESSORIES

- Cartuccia carbone attivo cod. 112.0157.242 • Charcoal filter cod. 112.0157.242
- Filtri metallici • Metal grease filters 520 mm cod. 112.0157.246 - 700 mm cod. 112.0157.247
- Confezione filtro Sintetico cod. 112.0157.289 • Synthetic filter kit cod. 112.0157.289



**Grigio**  
Grey



**Elettromeccanici**  
Electromechanical



**Lampade a incandescenza 2x40 W**  
Incandescent lamps 2x40 W



**Sintetico**  
Synthetic



**120 mm.**



**520/700 mm.\***

speed

1

2

3

m<sup>3</sup>/h

140

190

250

PA

160

190

200

W

50

75

115

dB(A)

48

54

61

- INCA SMART GR A52 cod. 110.0157.104
- INCA SMART GR A70 cod. 110.0157.112